



35 Nod Road
Suite 101
Avon, CT 06001
Phone (860) 409-1952
Fax (860) 409-1942


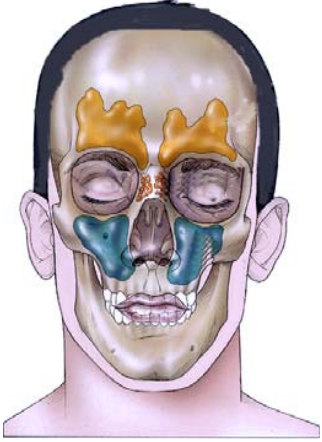
31 Sycamore Street
Suite 102
Glastonbury, CT 06033
Phone (860) 714-9710
Fax (860) 714-8185

9 Cranbrook Blvd.
Suite 102
Enfield, CT 06082
Phone (860) 714-9410
Fax (860) 714-9409

CT ORDERING GUIDE - GENERAL (INCLUDING CT/CTA ANGIOGRAMS)

This is for reference only. This does not imply protocol standards for all the radiology facilities. Information subject to change

IF RENAL FAILURE (CREAT OVER 1.8) - ORDER EXAM WITHOUT CONTRAST. SEE CODES BELOW

Area of Concern	Body Part	Reason For Exam	Oral Prep Test	IV Contrast	Procedure to Pre-Cert	Codes
Head 	Brain	Trauma Headaches CVA Stroke/Bleed Alzheimer's Memory Loss, Confusion Shunt check Hydrocephalus Dizziness, Vertigo	None	None	CT Head Without Contrast	70450
		Mass/Tumor Infection Metastatic Staging Melanoma HIV	None	Yes	CT Brain Without and With Contrast	70470
	Orbit	Trauma Fracture Foreign Body	None	None	CT Orbits Without Contrast	70480
		Graves Disease Mass Pain	None	Yes	CT Orbits With Contrast	70481
	Sinus	Sinusitis Mass Pain	None	None	CT Sinus Without Contrast	70486
	Face	Trauma Pain Fracture	None	None	CT Face Without Contrast	70486
		Tumor Infection	None	Yes	CT Face With Contrast	70487
	Temporal Bone	Hearing Loss Tinnitus Trauma Cholesteatoma	None	None	CT Temporal Bone	70480



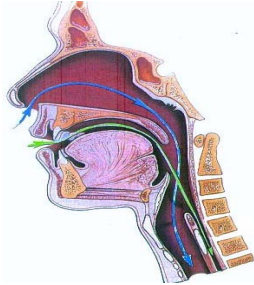
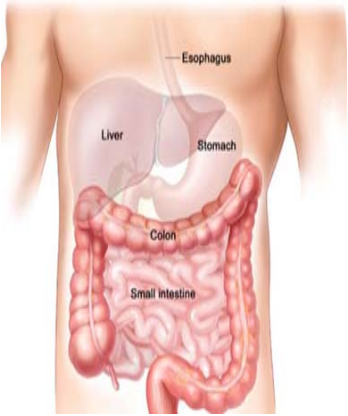
35 Nod Road
Suite 101
Avon, CT 06001
Phone (860) 409-1952
Fax (860) 409-1942

31 Sycamore Street
Suite 102
Glastonbury, CT 06033
Phone (860) 714-9710
Fax (860) 714-8185

9 Cranbrook Blvd.
Suite 102
Enfield, CT 06082
Phone (860) 714-9410
Fax (860) 714-9409

CT ORDERING GUIDE - GENERAL (INCLUDING CT/CTA ANGIOGRAMS)

This is for reference only. This does not imply protocol standards for all the radiology facilities. Information subject to change
IF RENAL FAILURE (CREAT OVER 1.8) - ORDER EXAM WITHOUT CONTRAST. SEE CODES BELOW

Area of Concern	Body Part	Reason For Exam	Oral Prep Test	IV Contrast	Procedure to Pre-Cert	Codes
	Neck	General Mass Pain Tumor Adenopathy	None	Yes	CT Neck With Contrast	70491
		Parotid Parotid Mass Parotid Infection Parotid Stone	None None	Yes Yes	CT Neck With Contrast CT Neck Without and With Contrast	70491 70492
	Pharynx/Larynx	Mass Cancer	None	Yes	CT Neck With Contrast	70491
	Abdomen/Pelvis	General Abdominal Pain Mass ALL Cancer Staging (except melanoma or carcinoid) Cancer Staging melanoma and carcinoid	Redi Cat Redi Cat	Yes Yes	CT Abdomen With Contrast AND CT Pelvis With Contrast CT Abdomen Without and With Contrast AND CT Pelvis With Contrast	74160 and 72193 74170 and 72193
	Gastrointestinal	Crohns Ulcerative Colitis IBD	Volumen Prep	Yes	CT Abdomen With Contrast AND CT Pelvis With Contrast	74160 and 72193
		Appendicitis Diverticulitis Abscess Hernia (ventral, umbilical, inguinal) Obstruction	Redi Cat			
		Colon Protocol (colon cancer, poly, post surgery)	Redi Cat plus Rectal			



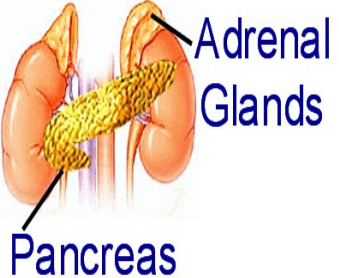
35 Nod Road
Suite 101
Avon, CT 06001
Phone (860) 409-1952
Fax (860) 409-1942

31 Sycamore Street
Suite 102
Glastonbury, CT 06033
Phone (860) 714-9710
Fax (860) 714-8185

9 Cranbrook Blvd.
Suite 102
Enfield, CT 06082
Phone (860) 714-9410
Fax (860) 714-9409

CT ORDERING GUIDE - GENERAL (INCLUDING CT/CTA ANGIOGRAMS)

This is for reference only. This does not imply protocol standards for all the radiology facilities. Information subject to change
IF RENAL FAILURE (CREAT OVER 1.8) - ORDER EXAM WITHOUT CONTRAST. SEE CODES BELOW

Area of Concern	Body Part	Reason For Exam	Oral Prep Test	IV Contrast	Procedure to Pre-Cert	Codes
	<i>Liver</i>	Post Embolization Hemangioma (MR more sensitive) Hepatoma Hepatitis Cirrhosis	Redi Cat	Yes	CT Abdomen Without and With Contrast	74170
	<i>Renal</i>	Hematuria with pain Stone Study Painless Hematuria Transitional Cell Carcinoma of Kidney Renal Mass (cyst vs. solid)	None	None	CT Abdomen Without Contrast AND CT Pelvis Without Contrast	74150 and 72192
			Redi Cat	Yes	CT Abdomen Without and With Contrast AND CT Pelvis With Contrast	74170 and 72193
	<i>Adrenal</i>	Adrenal Mass	Redi Cat	Yes	CT Abdomen Without and With Contrast	74170
	<i>Pancreas</i>	Pancreatic Mass Pancreatitis	Volumen Prep	Yes	CT Abdomen Without and With Contrast	74170
CT Angiography	<i>Abdominal Aorta</i>	Aneurysm Post Stent Grafting Planning Study for Partial/Complete Nephrectomy Renal Artery Stenosis Mesenteric Ischemia Dissection	None	Yes	CTA Abdomen	74175
		<i>Lower Extremities</i>	Peripheral Artery Disease	None	Yes	CTA Abdomen and Runoff
	<i>Pulmonary Arteries and Thoracic Aorta</i>	Aneurysm Dissection Chest Pain/ Dyspnea Tachypnea Hemoptysis Shortness of Breath Pos D Dimer DVT Pulmonary Hypertension Pulmonary Venous Mapping	None	Yes	CTA Chest	71275
		<i>Carotid</i>	Carotid Stenosis Bruit TIA CVA Vascular Tumor	None	Yes	CTA Neck
	<i>Brain</i>	Aneurysm Intracranial Hemorrhage TIA CVA	None	Yes	CTA Head	70496




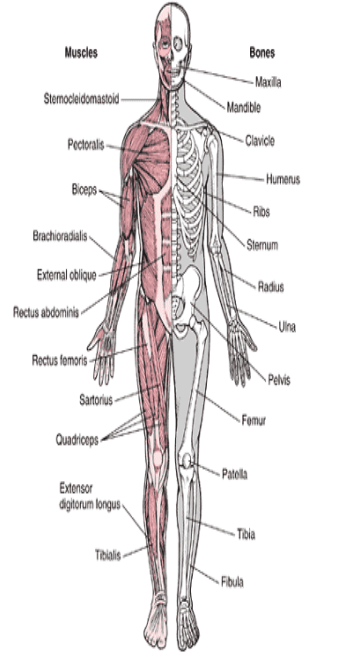
35 Nod Road
Suite 101
Avon, CT 06001
Phone (860) 409-1952
Fax (860) 409-1942

31 Sycamore Street
Suite 102
Glastonbury, CT 06033
Phone (860) 714-9710
Fax (860) 714-8185

9 Cranbrook Blvd.
Suite 102
Enfield, CT 06082
Phone (860) 714-9410
Fax (860) 714-9409

CT ORDERING GUIDE - GENERAL (INCLUDING CT/CTA ANGIOGRAMS)

This is for reference only. This does not imply protocol standards for all the radiology facilities. Information subject to change
IF RENAL FAILURE (CREAT OVER 1.8) - ORDER EXAM WITHOUT CONTRAST. SEE CODES BELOW

Area of Concern	Body Part	Reason For Exam	Oral Prep Test	IV Contrast	Procedure to Pre-Cert	Codes
General Chest 	General Chest	Chest Pain/Shortness of Breath (PE/Dissection)	None	Yes	CTA Chest	71275
		Pneumonia Cough	None	Yes	CT Chest With Contrast	71260
		Lung Nodule Followup	None	None	CT Chest Without Contrast	71250
	Cancer Staging	Cancer Staging (any cancer) Chest Mass	None	Yes	CT Chest With Contrast	71260
		Esophageal Cancer	Volumen Prep			
	Hi Resolution Chest	Interstitial Disease Fibrosis Bronchiectasis COPD/Emphysema	None	None	CT Chest Without and High Resolution Chest	71250
		Hemoptysis Sarcoidosis	None	Yes	CT Chest With Contrast High Resolution	71260
Musculoskeletal 	Extremities <u>Upper</u> Hand Wrist Elbow Shoulder Radius/Ulna Humerus <u>Lower</u> Foot Ankle Knee Hip Tibia/Fibula Femur	Pain Arthritis Fracture Fusion Malunion	None	None	CT Without Contrast Upper Extremity Lower Extremity	73200 73700
		Infection Tumor/Mass/Cancer/Mets	None	Yes	CT With Contrast Upper Extremity Lower Extremity	73201 73701
	Spine	Pain, Trauma, Fracture, Fusion	None	None	CT Without Contrast CT Cervical Spine CT Thoracic Spine CT Lumbar Spine	72125 72128 72131
		Infection Metastases Mass/Cancer	None	Yes	CT With Contrast CT Cervical Spine CT Thoracic Spine CT Lumbar Spine	72126 72129 72132
	Pelvis/Hips/ Acetabulum	Pain Fracture Arthritis	None	None	CT Pelvis Without Contrast	72192
		Tumor/Mets Infection Metastases/Cancer	None	Yes	CT Pelvis With Contrast	72193